

HIGH EXPOSURE DIFFUSERS


Rev.02
26-05-2015



GMC HED-027 PRODUCT SPECIFICATIONS:

- Standard Material: 1mm DKP sheet.
 - Usable for supply air ducts.
 - Designed for comfort and industrial applications.
 - Suitable for applications up to 3,5 meters height.
 - Has two models: Fixed-Bladed (HED-127) and Adjustable-Bladed (HED-227).
 - Blade positions can either be adjusted by manually or servomotor between 30° and 90°.
- According to this angle maximum diffusion depth is from 1m to 20m.
- Electrostatic powder coating(oven-drying) with the colour from RAL catalogue.

HED-127
6 BLADES



HED-227
12 BLADES

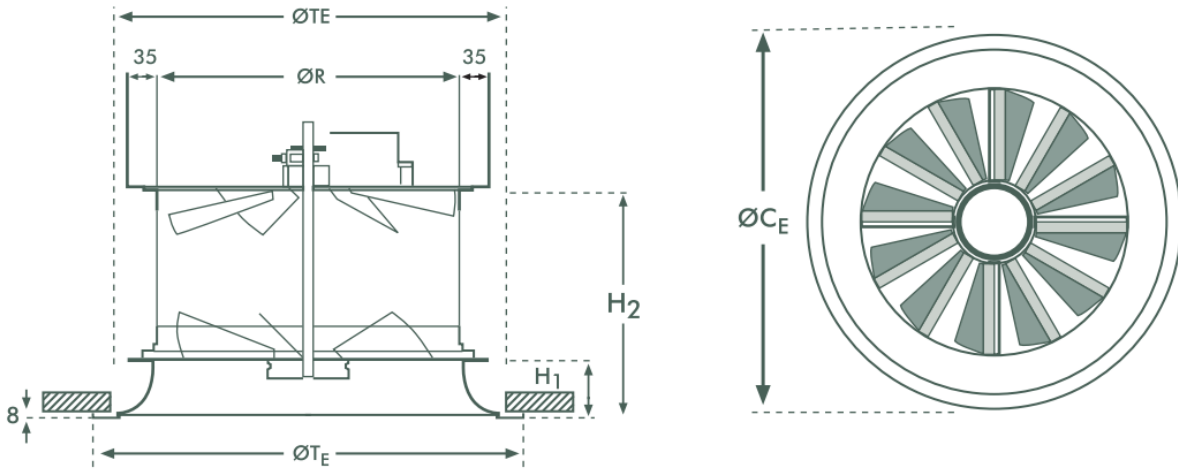


HIGH EXPOSURE DIFFUSERS

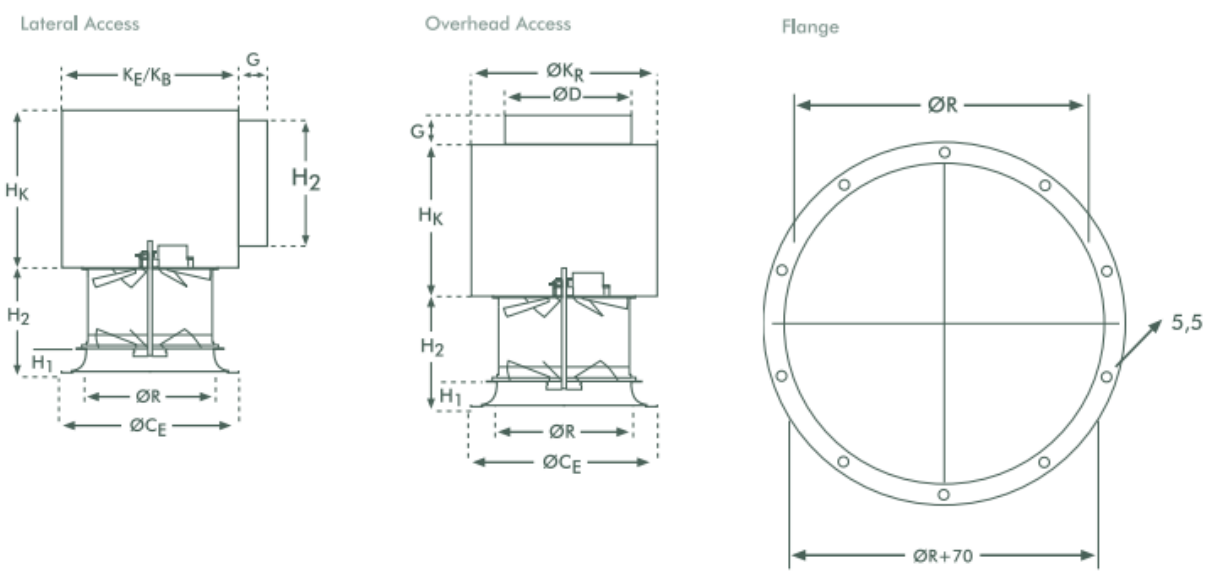
Rev.02
26-05-2015



TECHNICAL DETAILS



STANDARD DIMENSIONS									
ØTE	KE / KB	ØD	HK	ØR / ØKR	H1	H2	G	ØRL	*n
420	435	244	280	310	65	203	70	370	6
520	500	305	365	395	80	238	70	455	6
820	750	396	365	640	125	383	70	690	24
1020	1000	496	430	805	160	568	70	855	24



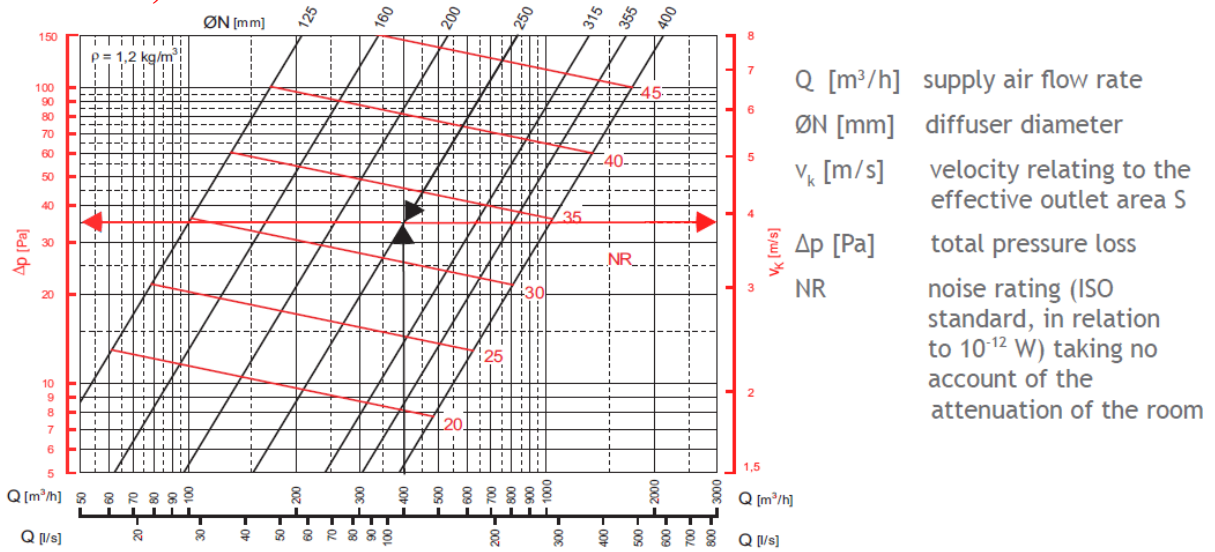
HIGH EXPOSURE DIFFUSERS

Rev.02
26-05-2015

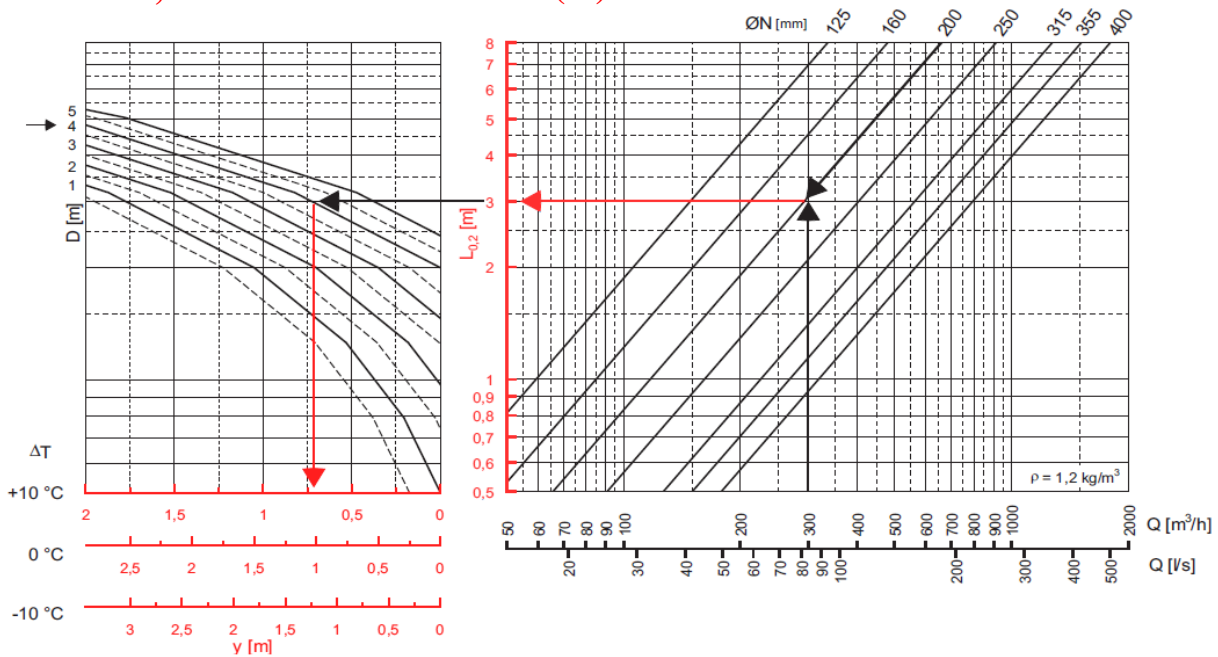


DATA DIAGRAMS

HED-027, PRESSURE DROP AND NOISE LEVELS



HED-027, THROW DISTANCES (m)



- Q [m³/h] or [l/s] supply air flow rate
- ØN [mm] nominal diameter of the diffuser
- v_m [m/s] average velocity of the throw at distance L
- L [m] diffusion radius (= x + y)
- x [m] horizontal dimension of the throw
- y [m] vertical dimension of the throw
- $L_{0,2}$ [m] throw with terminal velocity of 0.2 m/s
- D [m] distance between two diffusers
- ΔT [°C] difference between supply air temperature and ambient temperature

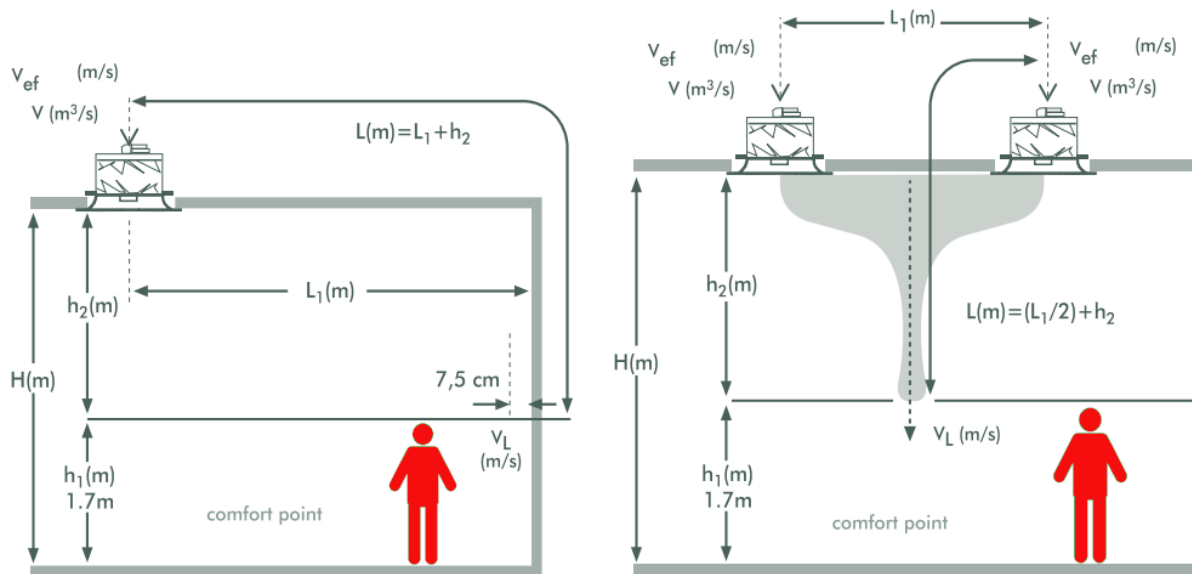


HIGH EXPOSURE DIFFUSERS

Rev.02
26-05-2015



SELECTION TERMS



L1	The distance between the diffusers or between the diffuser and the wall (m)
h1	Comfort point height (m)
h2	The distance between the diffuser and the comfort point (m)
V_{ef}	Effective comfort point (m/s)
V_L	At the comfort point (m)
Δt₀	The temperature difference between the air accessing to the environment and the temperature of the comfort point (°C)
Δt_L	The temperature difference between the air accessing to the comfort point and the temperature of the comfort point (°C)
L	Throw distance (m)
V	Mass air flow (m³/h)
H	Ambient height (m)
S	Sound power level dB(A)

In order to get "Coanda Effect" the effective blow out speed (V_{ef}) must at least be 2 m/s. To provide the comfort conditions the selection is done considering that sound level should not exceed 40 dB(A). The average upper limit of the comfort point (h₁) is calculated as 1.70 m above from the ground. The air throw distance are selected from the table according to the diffuser size and mass air flow considering that the air speed at this level must be (V_L) 0,25 ve 0,10 m/s

Note: The values in the table are given for mounting diffuser surface to the same level with the ceiling and for different locations the throw distance to be multiplied by 0,7.



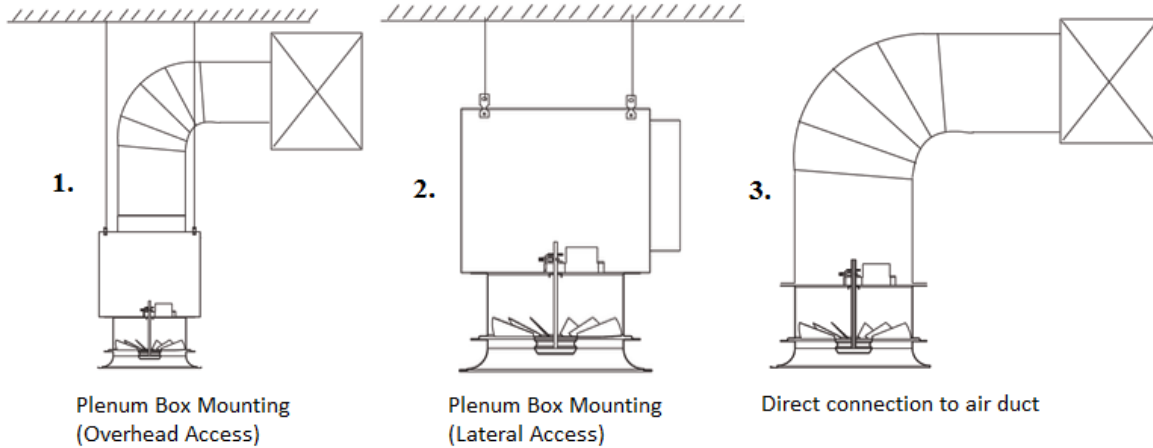
HIGH EXPOSURE DIFFUSERS

Rev.02
26-05-2015



MOUNTING DETAILS

1. Plenum Box Mounting (Overhead Access)
2. Plenum Box Mounting (Lateral Access)
3. Direct Mounting to Channel



ORDER PARAMETERS:

HED-027	00	OD9010	SM	D 820
HED-127: 6 blades (fixed) HED-227: 12 blades (adjustable)				D: Neck Diameter
00: Without Plenum Box PL: With Plenum Box				00: No Mounting SM: Screw Mounting BM: Bridge Mounting
				00: No coating EX: Eloxal Coating OD----: Oven Drying Coating

