

Deluxe Portable Air Conditioner - Water Cooled

| MODEL: OWC | 1211 | 1811 | 2412 | 3612 | 3632 | 3634 | 6012 | 6032 | 6034 | |
|-------------------------------------|--|--------|-----------|--------|-----------|---------|--------|-----------|-----------|-------|
| Cooling Capacity | 12,000 | 18,000 | 23,950 | 36,100 | 36,100 | 36,100 | 60,100 | 60,100 | 60,100 | |
| Voltage (Volts/Phase) at 60Hz | 115/1 | | 208-230/1 | | 208-230/3 | | 460/3 | 208-230/1 | 208-230/3 | 460/3 |
| Unit Amps | 8.1 | 11.3 | 9.9 | 12.0 | 9.3 | 4.7 | 23.7 | 16.5 | 6.3 | |
| Unit Watts | 930 | 1300 | 2100 | 2700 | 2700 | 2700 | 5000 | 5000 | 5000 | |
| In Rush Current (Amps) | 56 | 69 | 55 | 100 | 80 | 48 | 165 | 149 | 75 | |
| Plug Type | 5-15P | 5-15P | 6-20P | 6-20P | L15-20P | L16-20P | 6-30P | L15-30P | L16-20P | |
| EER | 12.9 | 13.8 | 11.4 | 13.4 | 13.4 | 13.4 | 12.0 | 12.0 | 12.0 | |
| Compressor HP | 1 | 1 1/2 | 2 | 3 | 3 | 3 | 5 | 5 | 5 | |
| Compressor RLA | 9.5 | 12.3 | 10.5 | 13.6 | 8.8 | 5.0 | 27.6 | 18.1 | 9.0 | |
| Compressor LRA | 50 | 63 | 48 | 83 | 77 | 35 | 158 | 137 | 62 | |
| Evap CFM | 400 | 600 | 810 | 1200 | 1200 | 1200 | 1950 | 1950 | 1950 | |
| Evap Motor HP | 1/8 | 1/8 | 1/3 | 1/3 | 1/3 | 1/3 | 1 | 1 | 1 | |
| Evap Motor Watts | 130 | 210 | 350 | 375 | 375 | 420 | 670 | 670 | 670 | |
| Cond Water Flow (GPM) at 60°F inlet | 0.75 | 1.1 | 1.55 | 2.2 | 2.2 | 2.2 | 3.8 | 3.8 | 3.8 | |
| at 85°F inlet | 3 | 4.5 | 6 | 9 | 9 | 9 | 15 | 15 | 15 | |
| Cond Coil Pressure Drop-PSI | 0.4 | 0.4 | 0.4 | 0.4 | 0.4 | 0.4 | 0.4 | 0.4 | 0.4 | |
| Water Valve Pressure Drop PSI | 2.0 | | | | | | | | | |
| Water Valve Connection | 3/8 MF | | | 5/8 MF | | | | | | |
| Drain (Return) Connection | 3/8 MF | | | 5/8 MF | | | | | | |
| Condensate Pump (ALL UNITS) | 20 Ft Lift - 3/8 MF Connection On Unit - DRAIN | | | | | | | | | |
| Sound Level | 52 | 57 | 60 | 62 | 62 | 62 | 69 | 69 | 69 | |
| R-410A Charge Oz. | 14 | 18 | 16 | 24 | 24 | 24 | 52 | 52 | 52 | |
| (A) Height with Casters (in.) | 33-3/4 | | 39-3/4 | | 50-1/4 | | | 51-1/2 | | |
| (D) Height Without Casters (in.) | 28-1/2 | | 34-1/2 | | 45 | | | 45-1/4 | | |
| (B) Width (in.) | 20-1/8 | | 24-1/4 | | 28-1/4 | | | 27 | | |
| (C) Depth (in.) | 13-1/8 | | 13 | | 18 | | | 29 | | |
| Net Weight (lb.) | 125 | 155 | 170 | 275 | | 305 | 375 | | 410 | |
| Shipping Weight (lb.) | 145 | 175 | 190 | 305 | | 335 | 430 | | 465 | |
| Shipping Volume (cu.ft.) | 9 | 12 | | 23 | | | 35 | | | |



WATER COOLED







WARRANTY

ALL OCEANAIRE PRODUCTS ARE COVERED BY THE OCEANAIRE LIMITED WARRANTY

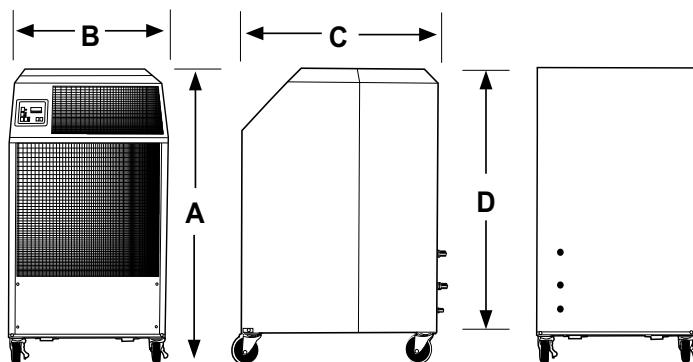
1 YEAR ON THE FULL PRODUCT PLUS, 4 ADDITIONAL YEARS FOR THE COMPRESSOR (RESTRICTIONS APPLY)

SPECIFICATIONS SUBJECT TO CHANGE WITHOUT NOTICE

-  **Cooling capacity** is total BTUH at 80°DB/67°WB return air, High fan speed, with 85°EWT to 95°LWT
-  Time delay fuses/circuit breakers are recommended
-  EER is determined at High fan speed
-  CFM with free discharge










COOLING AMBIENT OPERATING RANGE 65° TO 105°

NOT APPROVED FOR OUTDOOR USE



WATER CONNECTIONS ARE LABELED ON BACK OF UNIT

FEATURES

-  SOLID STATE ELECTRONIC CONTROLLER
-  MANUAL OR AUTO 6-SPEED FAN CONTROL
-  LARGE LED DISPLAY
-  CONDENSATE ALARM
-  WATER REGULATING VALVE
-  HIGH PRESSURE SAFETY SWITCH
-  LOCKING FRONT CASTERS
-  REAR SWIVEL BALL BEARING CASTERS
-  WASHABLE ELECTROSTATIC AIR FILTER

NOZZLE KIT

| | | |
|-------|--------------|--------------|
| NK-1 | (2 X 4-INCH) | OWC12 |
| NK-2 | (2 X 6-INCH) | OWC18, 24 |
| 2NK-3 | (2 X 8-INCH) | OWC36, OWC60 |

HOSE KIT

| | | |
|------|---------|---------------|
| HK-1 | (10 FT) | OWC12, 18, 24 |
| HK-2 | (25 FT) | OWC12, 18, 24 |
| HK-5 | (40 FT) | OWC12, 18, 24 |

EVAPORATOR RETURN AIR PLENUM

| | | |
|---------|-----------|-----------|
| DEP-10 | (10-INCH) | OWC12 |
| 2DEP-12 | (12-INCH) | OWC18, 24 |
| DEP-16 | (16-INCH) | OWC36, 60 |

HOSE KIT

| | | |
|------|---------|-----------|
| HK-3 | (10 FT) | OWC36, 60 |
| HK-4 | (25 FT) | OWC36, 60 |
| HK-6 | (40 FT) | OWC36, 60 |

DISCHARGE DUCT ADAPTER

| | | |
|---------|-----------|--------------|
| DDA-6 | (6-INCH) | OWC12 |
| DDA-10 | (10-INCH) | OWC18, 24 |
| 2DDA-16 | (16-INCH) | OWC36, OWC60 |

