

Ultra-Aire™ XT105H Ventilating Dehumidifier

Specification Data



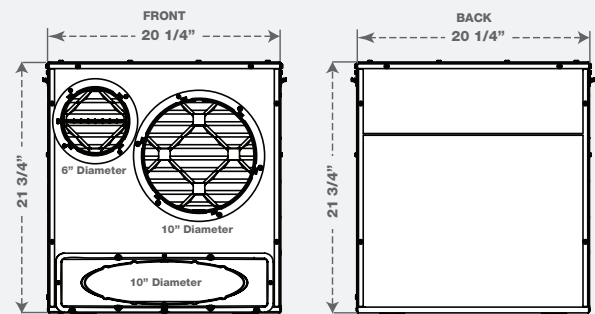
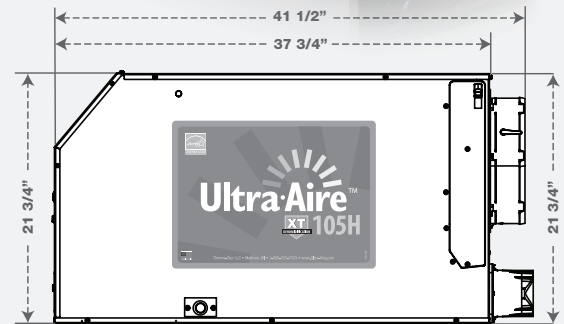
Capacities and Performance

Part Number:	4032240		
Blower:	257 CFM @ 0.0" WG 206 CFM @ 0.2" WG 146 CFM @ 0.4" WG		
Power:	530 Watts @ 80°F and 60% RH		
Supply Voltage:	115 VAC – 1phase – 60 Hz		
Current Draw:	4.9 Amps		
Energy Factor:	4.2 L/kWh		
Operating Range:	49°F - 95°F Max (Inlet Air Temperature) 34°F - 135°F Max (Outside Cabinet)		
Sized for:	Up to 2,500 Sq. Ft. - Typical		
Minimum Performance at:	80°F and 60% RH	70°F and 60% RH	
Water Removal:	105 pints/day	85 pints/day	
Efficiency:	8.8 Pints/kWh	8.0 Pints/kWh	
Duct Connections:	6" Round Inlet; 10" Round Inlet; 10" Oval Outlet		
Air Filter:	MERV-13, Standard Pleat		
Efficiency:	90% ASHRAE Dust Spot		
Size:	16" x 20" x 2"		
Optional Air Filters:	MERV-11, Standard Pleat		
Efficiency:	65% ASHRAE Dust Spot		
Size:	16" x 20" x 2"		
	MERV-14, Embossed Pleat (will need filter housing)		
Efficiency:	95% ASHRAE Dust Spot		
Size:	20" x 24" x 4"		
Power Cord:	9', 115 VAC, Ground		
Internal Insulated Cabinet:	Yes		
Drain Connection:	3/4" Threaded Female NPT		
Refrigerant Type:	R410A (Refer to manufacturers label for more information)		
Refrigerant Amount:	1 lb., 13 oz.		

Dimensions:	Unit With Collars	Unit Without Collars	Shipping
Width:	20 1/4"	20 1/4"	25"
Height:	21 3/4"	21 3/4"	28"
Length:	41 1/2"	37 3/4"	42"
Weight:	140 lbs.	139 lbs.	162 lbs.



4032240
PATENTS: D570,988 and 8,069,681



Optional Accessories

4028539	DEH 3000 Control
4028407	DEH 3000R Control (with remote)
4037723	MERV-13 Filter (16" x 20" x 2")
4037733	MERV-13 Filters 4-Pack
4037734	MERV-13 Filters 12-Pack
4021475	MERV-11 Filter (16" x 20" x 2")
4027420	MERV-11 Filters 4-Pack
4027424	MERV-11 Filters 12-Pack
4025287	MERV-14 Filter Housing
4024370	MERV-14 Filter (20" x 24" x 4")
4029087	MERV-14 Filters 3-Pack
4028614	Pump Kit
4036685	Hang Kit
4023672	6" Motorized Damper
4026859	6" Flex Duct 25'
4020128	6" Flex Insulated Duct 25'
4020656	6" Inlet Hood
4024375	10" Gravity Damper
4026969	10" Flex Duct 25'
4022126	10" Flex Insulated Duct 25'
4028399	10" Oval to Round Adapter



P/N 4028539

With Remote: P/N 4028407

DEH 3000 Control

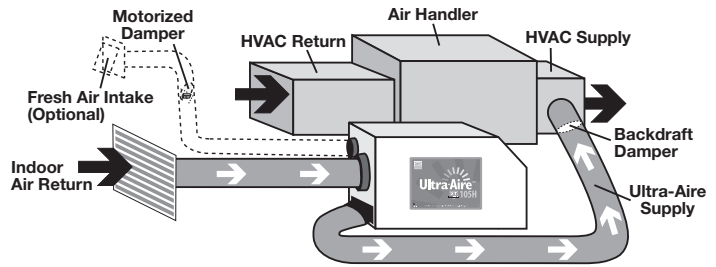
- Digital control of Relative Humidity
- Fan/Filter Operation
- Programmable Ventilation Timer
- Large, easy-to-read backlit LCD display
- Easy interaction with air handler fan
- High Temperature Cut-Out
- Dryout Cycle Timer
- Auto Reboot
- Remote Sensor (DEH 3000R Only)

Ultra-Aire™ XT105H Ventilating Dehumidifier

Recommended Installations

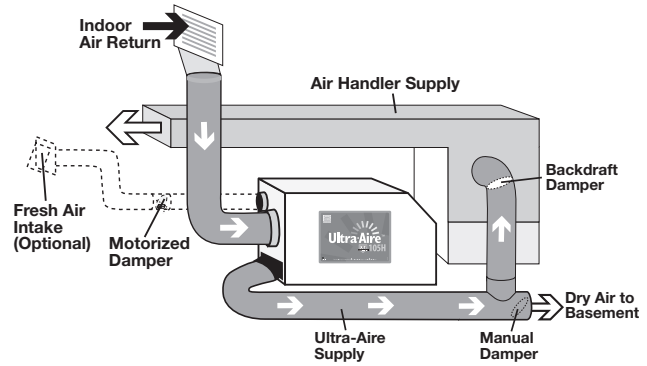
Dedicated Return to HVAC Supply

- Create a separate return for the Ultra-Aire XT105H in a central area of the building.
- Duct the supply of the Ultra-Aire XT105H to the air supply of the HVAC system with a back draft damper.



Whole House and Basement/Crawlspace Dedicated Return to HVAC Supply

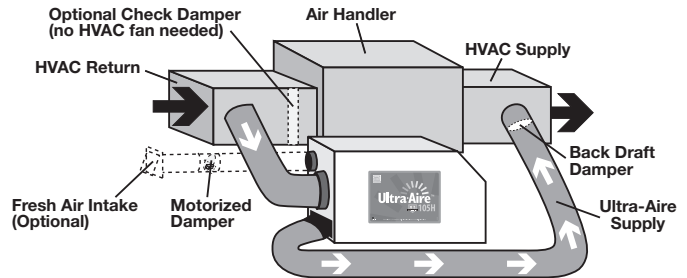
- Duct the supply of the Ultra-Aire XT105H to a 10" x 10" x 10" tee damper that is 20 percent open to the basement/crawlspace.
- Duct the other side of the tee to the air supply of the existing HVAC system with a backdraft damper.



Alternative Installations

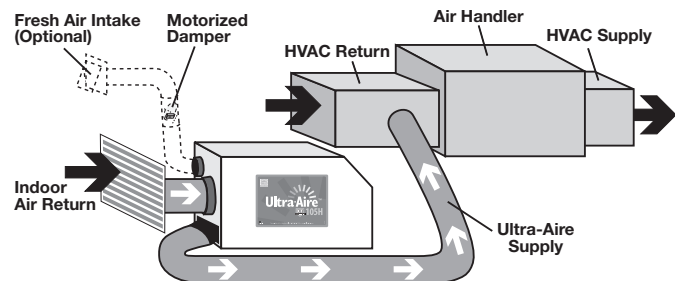
HVAC Return to HVAC Supply

- Check Damper should be in place between the Return and Supply connections of the dehumidifier.
- If Check Damper is not in place, the A/C fan must turn on when the dehumidifier is in operation.



Dedicated Return to HVAC Return

- Create a separate return for the Ultra-Aire XT105H in a central area of the building.
- Installing the supply air from the Ultra-Aire XT105H in the return of the HVAC system requires the HVAC fan to run when the Ultra-Aire XT105H is operating.



HVAC Return to HVAC Return

- Check Damper should be in place between the Return and Supply connections of the dehumidifier.
- If Check Damper is not in place, the A/C fan must turn on when the dehumidifier is in operation.

