

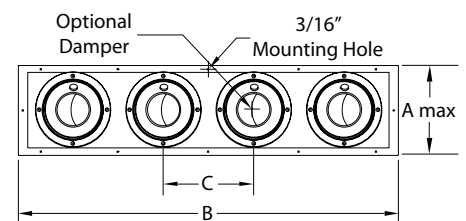
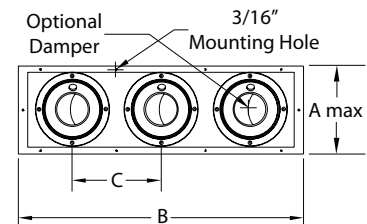
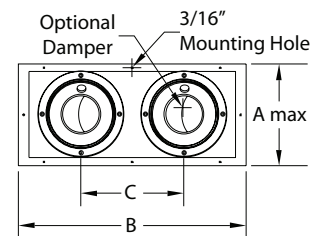
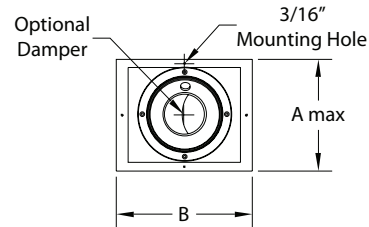
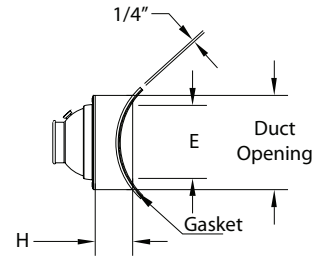
AIRCONCEPTS

AIR DISTRIBUTION PRODUCTS



APLS-C PANEL SERIES

APLS-C



APLS-C Dimensions in Inches

MODEL	E	#PER PANEL	C	A-MAX	B	H	DUCT OPENING	MIN. DUCT DIA.
APLS-04C-1	4	1	-	9	9	3	7 x 7	8
APLS-04C-2	4	2	6	9	17 1/2	3	7 x 15 1/2	8
APLS-04C-3	4	3	6	9	22 1/2	3	7 x 20 1/2	8
APLS-04C-4	4	4	6	9	28 1/2	3	7 x 26 1/2	8
APLS-06C-1	6	1	-	11	11	3	9 x 9	10
APLS-06C-2	6	2	9	11	21 1/2	3	9 x 19 1/2	10
APLS-06C-3	6	3	9	11	30 1/2	3	9 x 28 1/2	10
APLS-06C-4	6	4	9	11	39 1/2	3	9 x 37 1/2	10
APLS-08C-1	8	1	-	13	13	4	11 x 11	12
APLS-08C-2	8	2	12	13	26 1/2	4	11 x 24 1/2	12
APLS-08C-3	8	3	12	13	38 1/2	4	11 x 36 1/2	12
APLS-08C-4	8	4	12	13	50 1/2	4	11 x 48 1/2	12
APLS-10C-1	10	1	-	15	15	4	13 x 13	14
APLS-10C-2	10	2	13	15	29 1/2	4	13 x 27 1/2	14
APLS-10C-3	10	3	13	15	42 1/2	4	13 x 40 1/2	14
APLS-10C-4	10	4	13	15	55 1/2	4	13 x 53 1/2	14
APLS-12C-1	12	1	-	17	17	4	15 x 15	18
APLS-12C-2	12	2	15	17	33 1/2	4	15 x 31 1/2	18
APLS-12C-3	12	3	15	17	48 1/2	4	15 x 46 1/2	18
APLS-12C-4	12	4	15	17	63 1/2	4	15 x 61 1/2	18

Adjustability

Easy Finger Tip Adjustment
 Directional Air Pattern Control:
 70° Degree Global Rotation
 ±35° Degree Deflection
 360° Degree Rotation

Construction

Aluminum
 Foam Gasket

Finishes

Standard: #52 White powder coat
 Optional standard:
 #12 Anodized powder coat
 #42 Gloss black powder coat
 #43 Flat black powder coat
 #62 Grey prime powder coat
 #72 Silver metallic powder coat
 Custom colors available

MODEL	Nozzle Velocity (FPM)	1000	1500	1750	2000	2250	2500	3000
APLS-04C-1	CFM	22	33	38	44	49	55	66
	Static Pressure	0.05	0.11	0.15	0.21	0.26	0.31	0.46
	NC	<20	<20	<20	21	24	27	29
	Projection	3-6-12	4-8-17	5-10-20	6-12-23	7-14-24	8-16-24	9-18-27
APLS-04C-2	CFM	44	66	76	88	98	110	132
	Static Pressure	0.05	0.11	0.15	0.21	0.26	0.31	0.46
	NC	<20	<20	20	24	27	30	32
	Projection	4-8-16	6-12-23	7-14-28	8-16-32	9-18-33	11-22-34	13-26-38
APLS-04C-3	CFM	66	99	114	132	147	165	198
	Static Pressure	0.05	0.11	0.15	0.21	0.26	0.31	0.46
	NC	<20	<20	22	26	29	32	34
	Projection	5-10-20	7-14-27	9-18-36	10-20-40	11-22-40	13-26-41	15-30-46
APLS-04C-4	CFM	88	132	152	176	196	220	264
	Static Pressure	0.05	0.11	0.15	0.21	0.26	0.31	0.46
	NC	<20	<20	23	27	30	33	35
	Projection	6-12-24	8-16-34	10-20-40	12-24-46	14-28-47	16-32-48	18-36-54
APLS-06C-1	CFM	49	74	86	98	110	123	147
	Static Pressure	0.06	0.15	0.20	0.27	0.34	0.42	0.58
	NC	<20	<20	20	23	25	27	31
	Projection	4-8-16	6-12-23	7-14-27	8-16-27	9-18-29	10-20-30	12-21-32
APLS-06C-2	CFM	98	148	172	196	220	246	294
	Static Pressure	0.06	0.15	0.20	0.27	0.34	0.42	0.58
	NC	<20	20	23	26	28	30	34
	Projection	6-12-24	8-16-31	10-20-35	11-22-38	13-26-40	14-28-42	17-29-45
APLS-06C-3	CFM	147	222	258	294	330	369	441
	Static Pressure	0.06	0.15	0.20	0.27	0.34	0.42	0.58
	NC	<20	22	25	28	30	32	36
	Projection	7-14-28	10-20-39	12-24-43	14-28-46	16-32-49	17-34-51	20-36-54
APLS-06C-4	CFM	196	296	344	392	440	492	588
	Static Pressure	0.06	0.15	0.20	0.27	0.34	0.42	0.58
	NC	20	23	26	29	31	33	37
	Projection	8-16-32	12-24-46	14-28-50	16-32-54	18-36-57	20-40-60	24-42-64

performance data based on ASHRAE 70-06

Airflow CFM: Standard air density and isothermal conditions.

Noise Criteria: Noise criteria [NC] curve which is not exceeded with a Room Attenuation of 10db and based on Sound Power LevelRe: 10-12 watts.

Static Pressure: Inches of water gauge required.

Projection: Projection distance [THROW] in feet from the Nozzle discharge at which the maximum velocity has been reduced to specified terminal velocity [Vt].

Nozzle Velocity: Nozzle Discharge Velocity in feet per minute [fpm].

Terminal Velocity: Maximum velocity [Vt] in feet per minute at the specified distance from the outlet face [THROW] 400 fpm, 200 fpm, and 100 fpm respectively.

APLS-C [Performance Data]

MODEL	Nozzle Velocity (FPM)	1000	1500	1750	2000	2250	2500	3000
APLS-08C-1	CFM	104	157	183	209	236	261	313
	Static Pressure	0.07	0.17	0.23	0.31	0.39	0.47	0.67
	NC	<20	<20	20	23	26	30	36
	Projection	6-11-23	8-17-34	9-19-38	11-23-39	12-24-42	14-28-44	17-31-46
APLS-08C-2	CFM	208	314	366	418	472	522	626
	Static Pressure	0.07	0.17	0.23	0.31	0.39	0.47	0.67
	NC	<20	20	23	26	29	33	39
	Projection	8-16-32	11-22-44	13-26-52	15-30-55	17-34-58	19-39-62	24-43-64
APLS-08C-3	CFM	312	471	549	627	708	783	939
	Static Pressure	0.07	0.17	0.23	0.31	0.39	0.47	0.67
	NC	<20	22	25	28	31	35	41
	Projection	10-20-39	13-26-58	15-30-60	18-36-66	21-42-70	23-47-75	29-53-78
APLS-08C-4	CFM	416	628	732	836	944	1044	1252
	Static Pressure	0.07	0.17	0.23	0.31	0.39	0.47	0.67
	NC	20	23	26	29	32	36	42
	Projection	12-22-46	16-34-68	19-38-73	22-45-78	25-50-83	28-56-88	34-62-92
APLS-10C-1	CFM	180	270	315	361	405	451	541
	Static Pressure	0.07	0.10.18	0.25	0.33	0.42	0.51	0.73
	NC	<20	<20	22	26	30	34	39
	Projection	7-15-30	11-22-45	13-26-52	15-30-51	17-34-55	19-37-57	22-41-61
APLS-10C-2	CFM	360	540	630	722	810	902	1082
	Static Pressure	0.07	0.18	0.25	0.33	0.42	0.51	0.73
	NC	<20	22	25	29	33	37	42
	Projection	9-18-36	15-30-61	18-36-67	21-42-71	24-48-76	27-63-80	31-57-85
APLS-10C-3	CFM	540	810	945	1083	1215	1353	1623
	Static Pressure	0.07	0.18	0.25	0.33	0.42	0.51	0.73
	NC	21	24	27	31	35	39	44
	Projection	12-24-48	18-36-73	22-44-80	25-50-87	28-56-93	32-63-97	37-70-104
APLS-10C-4	CFM	720	1080	1260	1444	1620	1804	2164
	Static Pressure	0.07	0.18	0.25	0.33	0.42	0.51	0.73
	NC	22	25	28	32	36	40	45
	Projection	14-30-60	22-44-90	26-52-96	30-60-102	34-68-109	38-74-114	44-82-122

performance data based on ASHRAE 70-06

Airflow CFM: Standard air density and isothermal conditions.

Noise Criteria: Noise criteria [NC] curve which is not exceeded with a Room Attenuation of 10db and based on Sound Power LevelRe: 10-12 watts.

Static Pressure: Inches of water gauge required.

Projection: Projection distance [THROW] in feet from the Nozzle discharge at which the maximum velocity has been reduced to specified terminal velocity [Vt].

Nozzle Velocity: Nozzle Discharge Velocity in feet per minute [fpm].

Terminal Velocity: Maximum velocity [Vt] in feet per minute at the specified distance from the outlet face [THROW] 400 fpm, 200 fpm, and 100 fpm respectively.

MODEL	Nozzle Velocity (FPM)	1000	1500	1750	2000	2250	2500	3000
APLS-12C-1	CFM	297	445	519	593	668	742	890
	Static Pressure	0.08	0.19	0.26	0.34	0.44	0.53	0.75
	NC	<20	20	25	31	34	38	43
	Projection	10-19-38	14-29-57	16-33-66	19-38-65	21-42-70	24-48-74	29-52-78
APLS-12C-2	CFM	594	890	1038	1186	1336	1484	1780
	Static Pressure	0.08	0.19	0.26	0.34	0.44	0.53	0.75
	NC	<20	23	28	34	37	41	46
	Projection	14-27-53	20-41-80	24-48-85	27-53-91	30-60-96	34-67-104	41-73-109
APLS-12C-3	CFM	891	1335	1557	1779	2004	2226	2670
	Static Pressure	0.08	0.19	0.26	0.34	0.44	0.53	0.75
	NC	20	25	30	36	39	43	48
	Projection	17-32-65	24-50-80	27-54-95	32-65-110	36-72-117	41-81-126	49-88-133
APLS-12C-4	CFM	1188	1780	2076	2372	2672	2968	3560
	Static Pressure	0.08	0.19	0.26	0.34	0.44	0.53	0.75
	NC	21	26	31	37	40	44	49
	Projection	20-38-76	28-58-114	33-66-122	38-76-130	43-86-139	48-96-148	58-104-156

performance data based on ASHRAE 70-06

Airflow CFM: Standard air density and isothermal conditions.

Noise Criteria: Noise criteria [NC] curve which is not exceeded with a Room Attenuation of 10db and based on Sound Power LevelRe: 10-12 watts.

Static Pressure: Inches of water gauge required.

Projection: Projection distance [THROW] in feet from the Nozzle discharge at which the maximum velocity has been reduced to specified terminal velocity [Vt].

Nozzle Velocity: Nozzle Discharge Velocity in feet per minute [fpm].

Terminal Velocity: Maximum velocity [Vt] in feet per minute at the specified distance from the outlet face [THROW] 400 fpm, 200 fpm, and 100 fpm respectively.